

Fig.1

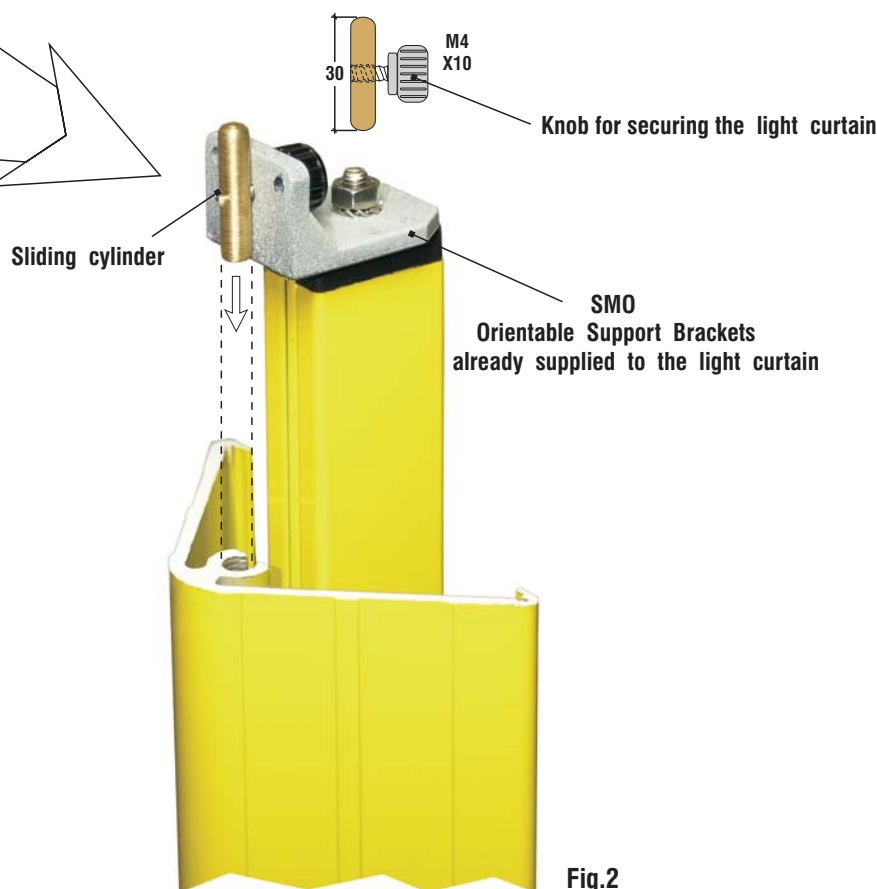


Fig.2

DETAIL OF THE SUPERIOR BRACKET

The light curtains can be mounted to the interior of the columns triangular COLV yellow RAL1021 as provided by the regulations for all safety components used in industrial environments.

The purpose is to provide adequate protection to the light curtain and to facilitate the installation where there are no walls for the mounting. This configuration is particularly used in areas robotic or perimetral.

COLV + BTO (Orientable Ground Base)

The Orientable Ground Base (BTO) aligns the light curtain on the three cartesian axes. (Details Fig.3 - Fig.4 - Fig.5)

It is possible to adjust the beginning of the protected height with respect to the ground plane to meet the requirements of the standard UNI-EN999. In this height is factory set at 300 millimeters and takes into account of the height of the BTO (Orientable Ground Base).

The total height of the COLV in the version BTO (Orientable Ground Base) **HTCOLV** is deduced by adding the HP (*protected height of the selected light curtain*) + 360 millimeters.

COLV + SMO (Orientable Support Brackets)

If you have an open wall, you can order the triangular column COLV with the Orientable Support Brackets SMO (See Fig.6 and Fig.7 page following).

In this case you don't need the BTO (Orientable Ground Base)

The total height of the COLV in the version SMO **HTCOLV** is deduced by adding the HP (*protected height of the selected light curtain*) + 200 millimeters.



Fig.3

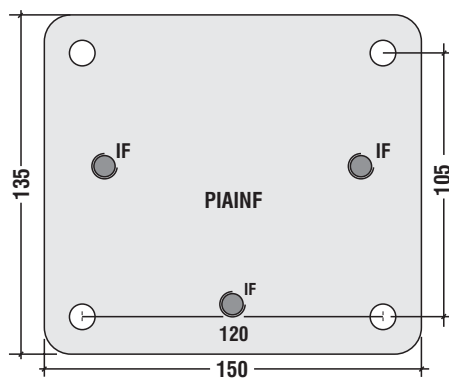


Fig.4

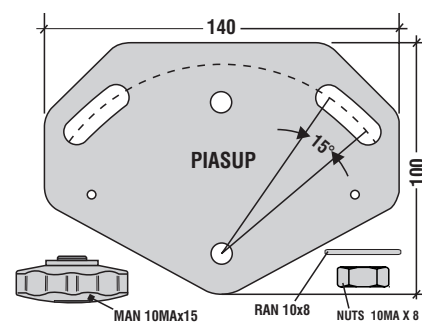
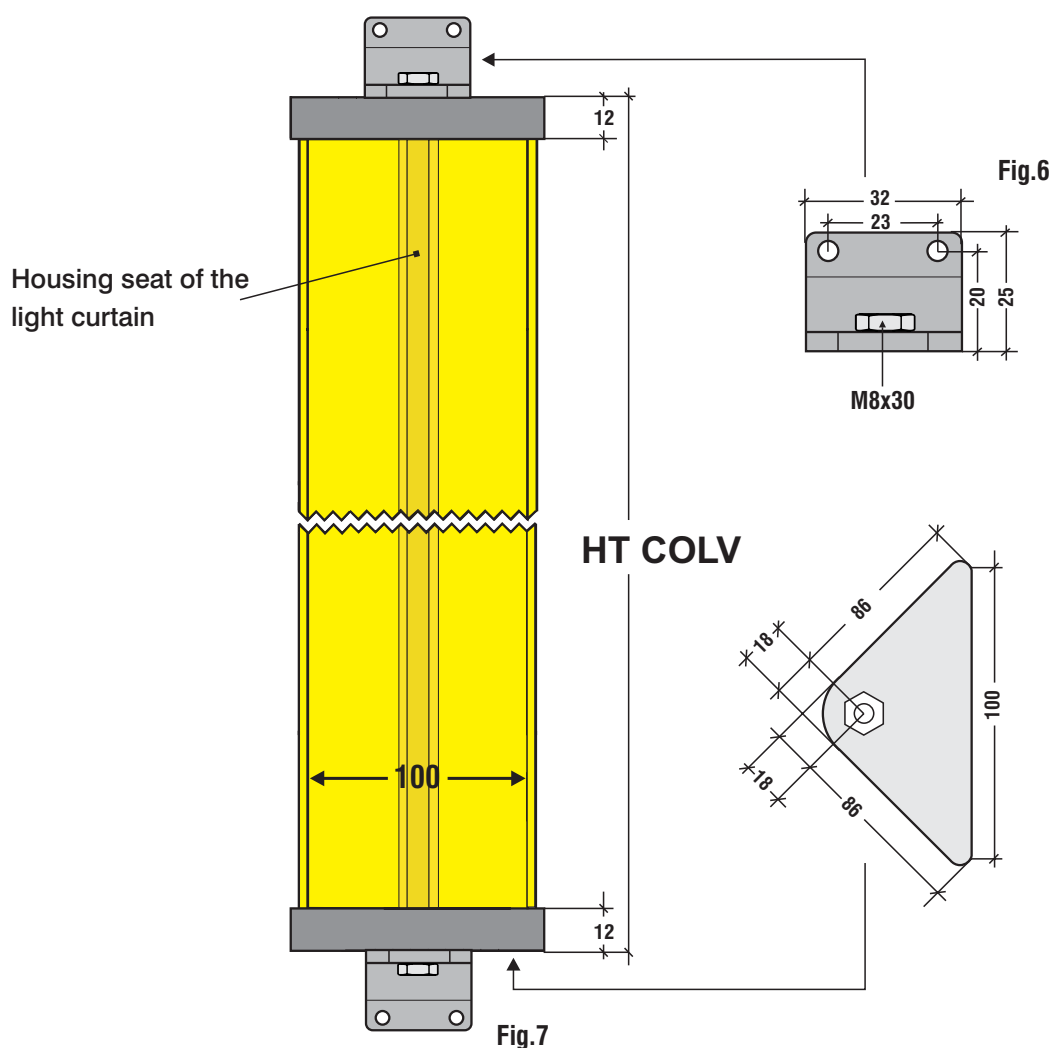


Fig.5

MECHANICAL DIMENSIONS (millimeters) COLV + SMO



HOW TO ORDER

Product Code

COLV SMO (Orientable Support Brackets)

COLV BTO (Orientable Ground Base)

Via Pergolesi 30 - 20851 LISSONE (MB) - www.elindco.it

DECEMBER 2012

The manufacturer has the right to modify the products and the details contained in this TECHNICAL SHEET whenever necessary without previous notification.
EL.IND.CO. is not responsible for an improper use of its products.

page 2/2